

Cylinder pressure regulator FE51

spectron



FE51-L-300-10-DIN10-M-M-CE6-A-B-N2



FE51-R-200-10-CGA540-M-M-CE6-A-B-Ar

Product features

- Single-stage diaphragm cylinder pressure regulator with anti-vibration device
- Safe and easy gas withdrawal from single cylinders, for corrosive, toxic gases and gas mixtures up to quality 6.0
- 6 ports for flexible and individual configuration
- High control accuracy
- Integrated relief valve
- Metal-to-metal seal to atmosphere
- Central filter
- Approved for use with oxygen
- New laboratory-style design
- Including cylinder connection
- Suitable for ECD applications
- Pressure regulator can be evacuated

Technical data

Inlet pressure P_1	max. 300 bar
Max. outlet pressure P_2	1,5 / 4 ($P_1 \leq 50$ bar) 10 / 20 / 50 / 100 / 200 bar ($P_1 > 50$ bar)

Materials	
Body:	Stainless steel 1.4404
Diaphragm:	Hastelloy C276
Valve seat:	PVDF
Soft goods:	FKM
Filter:	Stainless steel 1.4404

Inlet Cylinder connection

Other in- / outlets 1/4"-NPT female

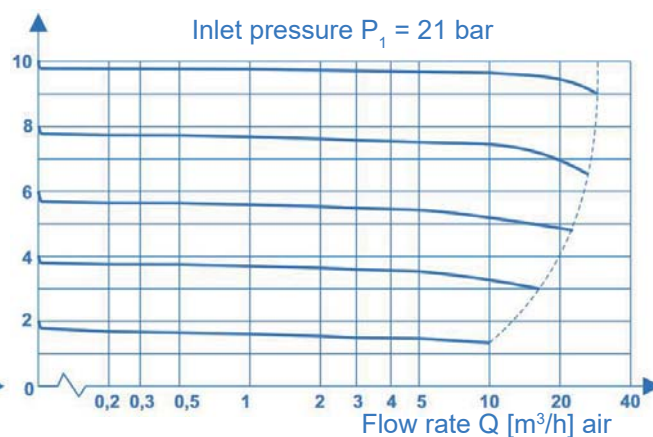
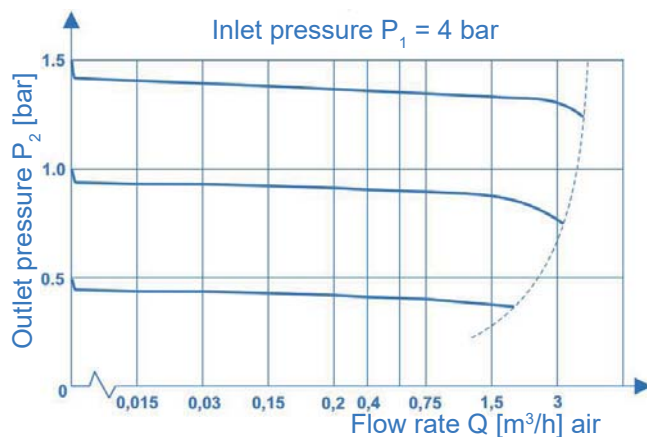
Temperature range -20°C to +60°C

Leak rate (to atmosphere): $\leq 10^{-8}$ mbar l/s He
(via seat): $\leq 10^{-6}$ mbar l/s He

C_v -value 0,15

Weight 1,2 kg

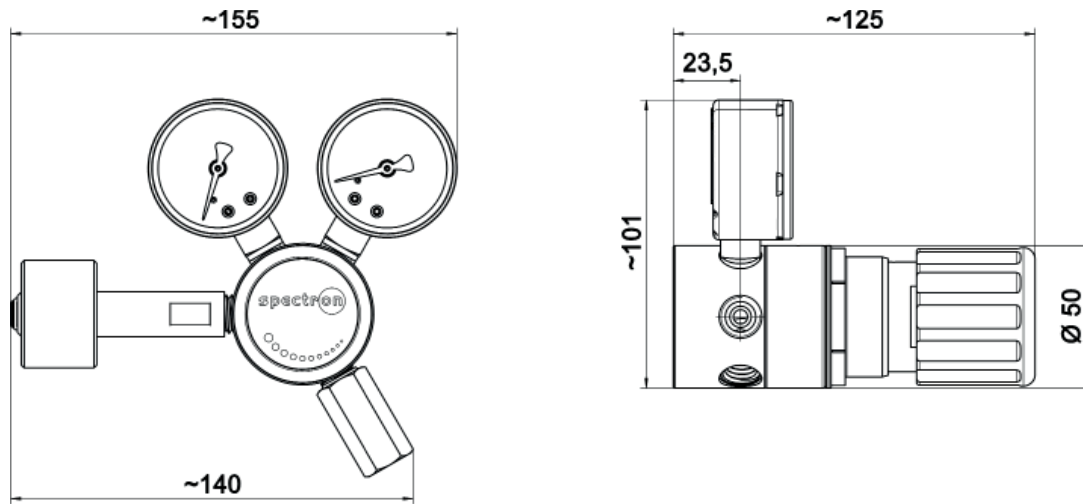
Flow curves FE51



Cylinder pressure regulator FE51

spectron

Dimensions FE51

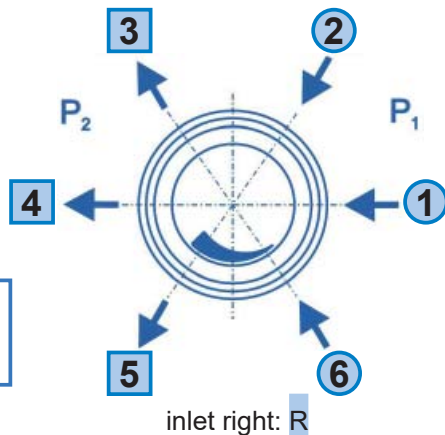
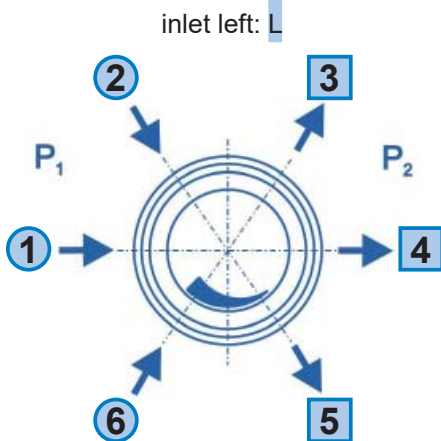


Ordering information:

Cylinder pressure regulator FE51

In- / outlets

- CE 1/4** 1/8" / 1/4" / 1/2" - compression fitting (stainless steel)
- CE 6** 3 / 6 / 8 / 10 / 12 mm - compression fitting (stainless steel)
- B** plug
- A** relief valve - 1/4"-NPT-F ($P_2 \leq 100$ bar)
- xxxx** detailed specification of cylinder connection (e.g. BS no.3)
- K** contact pressure gauge
- M** pressure gauge
- 0** 1/4"-NPT-F (port only)



FE51 - L - 300 - 20 - 1 - 2 - 3 - 4 - 5 - 6 - H2

Inlet

- L** left
- R** right

Inlet pressure P_1

- 10** max. 10 bar
- 20** max. 20 bar
- 50** max. 50 bar
- 100** max. 100 bar
- 200** max. 200 bar
- 300** max. 300 bar

Outlet pressure P_2

- 1,5** max. 1,5 bar ($P_1 \leq 50$ bar)
- 4** max. 4 bar ($P_1 \leq 50$ bar)
- 10** max. 10 bar
- 20** max. 20 bar
- 50** max. 50 bar
- 100** max. 100 bar
- 200** max. 200 bar

Type of gas

Please specify type of gas